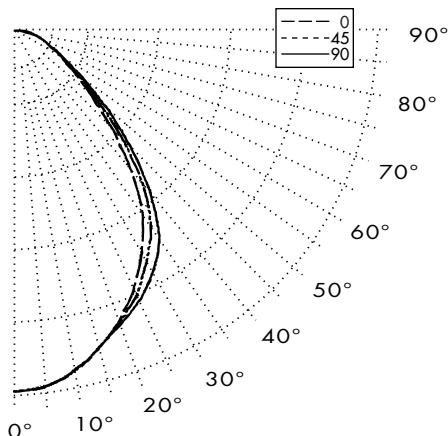


Infinity Catalog #ICE SQ24-150
Test Report #10495.0, Dated 10/27/00

Lamp Type: ICE150/835
Lamp Quantity: 1

CANDLEPOWER DISTRIBUTION

VERT. ANG.	HORIZONTAL ANGLE			ZONAL LUMENS
	0	45	90	
0	3962.	3962.	3962.	
5	3933.	3918.	3920.	373.6
15	3619.	3612.	3613.	1022.9
25	3120.	3195.	3266.	1478.4
35	2463.	2615.	2776.	1625.2
45	1517.	1693.	1816.	1275.6
55	770.	843.	927.	738.7
65	415.	449.	453.	431.8
75	270.	265.	271.	281.0
85	79.	85.	68.	82.0



LUMEN SUMMARY

ZONE	LUMENS	% LAMP	% FIXTURE
0 - 30	2875.	24.0	39.3
0 - 40	4500.	37.5	61.6
0 - 60	6514.	54.3	89.7
0 - 90	7309.	60.9	100.0

ZONAL CAVITY COEFFICIENTS

EFFECTIVE FLOOR CAVITY REFL. = .20

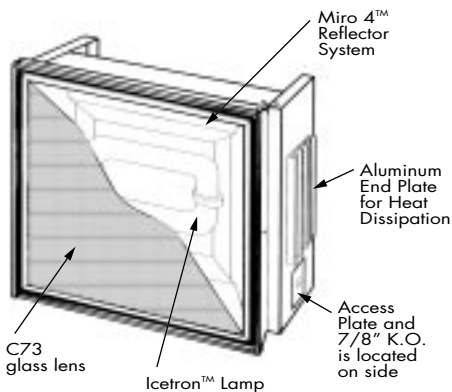
CEILING	.80			.70			.50		
	WALL RCR	.70	.50	.30	.70	.50	.30	.50	.30
0	.73	.73	.73	.71	.71	.71	.68	.68	.68
1	.68	.65	.63	.66	.64	.62	.62	.60	.59
2	.63	.59	.56	.62	.58	.55	.56	.53	.51
3	.59	.54	.50	.57	.53	.49	.51	.48	.45
4	.55	.49	.44	.53	.48	.44	.46	.43	.40
5	.51	.44	.39	.49	.43	.39	.42	.38	.35
6	.47	.40	.35	.46	.40	.35	.39	.35	.32
7	.44	.37	.32	.43	.36	.32	.35	.31	.28
8	.41	.33	.28	.40	.33	.28	.32	.28	.25
9	.38	.30	.25	.37	.30	.25	.29	.25	.22
10	.35	.27	.23	.34	.27	.23	.27	.23	.20

TOTAL LUMINAIRE

OPTICAL EFFICIENCY = **60.9 %**

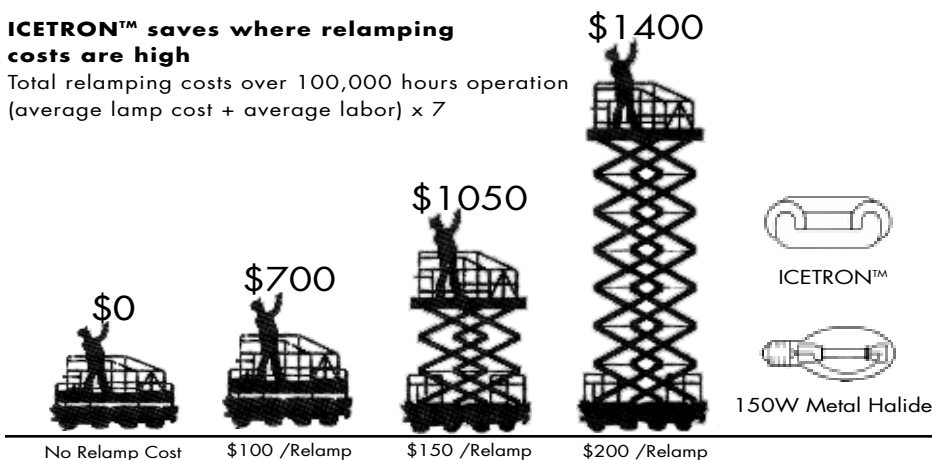
SPACING CRITERIA: ALONG= 1.1 ACROSS= 1.2

COMPONENTS



ICETRON™ saves where relamping costs are high

Total relamping costs over 100,000 hours operation (average lamp cost + average labor) x 7



ICETRON (1000-hour life) systems are ideal for lighting fixtures where replacement costs are high. Look at how much it costs to replace HID (15,000-hour life) or standard fluorescent lamps in hard-to-reach areas. When you factor in labor costs, equipment rental and lost time, ICETRON can pay for itself over and over again. Labor costs may vary from \$50 to \$200 depending on city, type of work and number of fixtures. Resource: Osram Sylvania's Update, August 1999.

APPLICATIONS

- Perfect for applications that are inconvenient or expensive to maintain
- Alternative solution to 100w, 150w, 175w HID
- High ceilings such as in a retail lobby
- Hard to access areas
- Over escalators

